

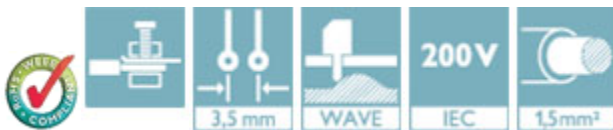
PCB terminal block - BC-350X9-15 GY - 5430137

Please be informed that the data shown in this PDF Document is generated from our Online Catalog. Please find the complete data in the user's documentation. Our General Terms of Use for Downloads are valid (<http://phoenixcontact.com/download>)



PCB terminal block, Nominal current: 13.5 A, Nom. voltage: 200 V, Pitch: 3.5 mm, Number of positions: 15, Connection method: Screw connection with tension sleeve, Mounting: Wave soldering, Conductor/PCB connection direction: 0 °, Color: signal grey

The illustration shows the 3-pos. version



Key Commercial Data

Packing unit	1 pc
Minimum order quantity	100 pc
Custom tariff number	85369010
Country of origin	China

Technical data

Dimensions

Length	7.3 mm
Pitch	3.50 mm
Dimension a	49 mm
Height	8.5 mm
Length of the solder pin	3.5 mm
Pin dimensions	0,5 x 0,9 mm
Hole diameter	1.1 mm

General

Range of articles	BC-X9
Insulating material group	I
Rated surge voltage (III/3)	2.5 kV
Rated surge voltage (III/2)	2.5 kV
Rated surge voltage (II/2)	2.5 kV

PCB terminal block - BC-350X9-15 GY - 5430137

Technical data

General

Rated voltage (III/3)	160 V
Rated voltage (III/2)	200 V
Rated voltage (II/2)	400 V
Connection in acc. with standard	EN-VDE
Nominal current I_N	13.5 A
Nominal cross section	1.5 mm ²
Insulating material	PA
Solder pin surface	Sn
Flammability rating according to UL 94	V0
Stripping length	5 mm
Number of positions	15
Screw thread	M2
Tightening torque, min	0.22 Nm
Tightening torque max	0.25 Nm

Connection data

Conductor cross section solid min.	0.14 mm ²
Conductor cross section solid max.	1.5 mm ²
Conductor cross section flexible min.	0.14 mm ²
Conductor cross section flexible max.	1.5 mm ²
Conductor cross section flexible, with ferrule without plastic sleeve min.	0.25 mm ²
Conductor cross section flexible, with ferrule without plastic sleeve max.	0.5 mm ²
Conductor cross section flexible, with ferrule with plastic sleeve min.	0.25 mm ²
Conductor cross section flexible, with ferrule with plastic sleeve max.	0.5 mm ²
Conductor cross section AWG min.	26
Conductor cross section AWG max.	16
2 conductors with same cross section, solid min.	0.14 mm ²
2 conductors with same cross section, solid max.	0.5 mm ²
2 conductors with same cross section, stranded min.	0.14 mm ²
2 conductors with same cross section, stranded max.	0.34 mm ²

Standards and Regulations

Connection in acc. with standard	EN-VDE
	CUL
Flammability rating according to UL 94	V0

PCB terminal block - BC-350X9-15 GY - 5430137

Classifications

eCl@ss

eCl@ss 4.0	27141111
eCl@ss 4.1	27141109
eCl@ss 5.0	27141190
eCl@ss 5.1	27141190
eCl@ss 6.0	27261101
eCl@ss 7.0	27440401
eCl@ss 8.0	27440401
eCl@ss 9.0	27440401

ETIM

ETIM 3.0	EC001121
ETIM 4.0	EC002643
ETIM 5.0	EC002643

UNSPSC

UNSPSC 6.01	30211810
UNSPSC 7.0901	39121409
UNSPSC 11	39121409
UNSPSC 12.01	39121409
UNSPSC 13.2	39121409

Approvals

Approvals

Approvals

UL Recognized / cUL Recognized / cULus Recognized

Ex Approvals

Approvals submitted

Approval details

PCB terminal block - BC-350X9-15 GY - 5430137

Approvals

UL Recognized		
	B	D
mm ² /AWG/kcmil	30-16	30-16
Nominal current I _N	10 A	10 A
Nominal voltage U _N	300 V	300 V

cUL Recognized		
	B	D
mm ² /AWG/kcmil	30-16	30-16
Nominal current I _N	10 A	10 A
Nominal voltage U _N	300 V	300 V

cULus Recognized		
------------------	--	--

Accessories

Accessories

Labeled terminal marker

Marker card - SK 3,5/2,8:FORTL.ZAHLEN - 0804073



Marker card, Card, white, labeled, Horizontal: Consecutive numbers 1 - 10, 11 - 20, etc. up to 91 - 99, Mounting type: Adhesive, for terminal block width: 3.5 mm, Lettering field: 3.5 x 2.8 mm

Screwdriver tools

Screwdriver - SZS 0,4X2,5 VDE - 1205037



Screwdriver, slot-headed, VDE insulated, size: 0.4 x 2.5 x 80 mm, 2-component grip, with non-slip grip

PCB terminal block - BC-350X9-15 GY - 5430137

Accessories

Terminal marking

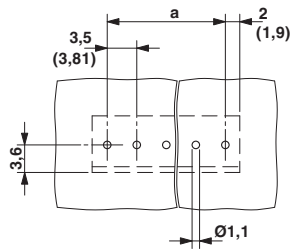
Marker card - SK U/2,8 WH:UNBEDRUCKT - 0803883

Marker card, Sheet, white, unlabeled, can be labeled with: Plotter, Office printing systems, Mounting type: Adhesive, Lettering field: 186 x 2.8 mm

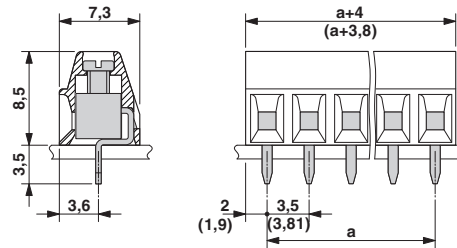


Drawings

Drilling diagram



Dimensional drawing



Diagram

